

NEW YORK STATE ADULT EDUCATION STUDENT STATISTICS

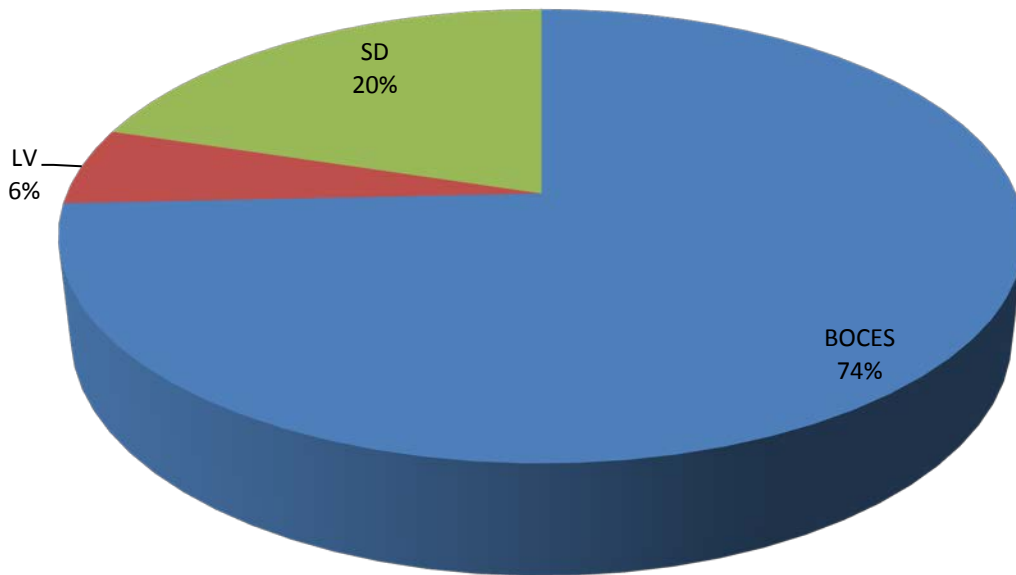
The following tables and charts show data reported by adult education providers in the Hudson Valley region of New York State for the fiscal year 2011, which spans the period between July 1, 2010 and June 30th, 2011.

All students reported here fulfill the National Reporting System (NRS) guidelines for reporting, namely, they have completed 12 hours of instruction and have been post tested using one of the State Education Department approved assessment instruments.

In FY 2011, Hudson Valley Adult Education programs served 14,329 students. Below is a breakdown of enrollment by provider type.

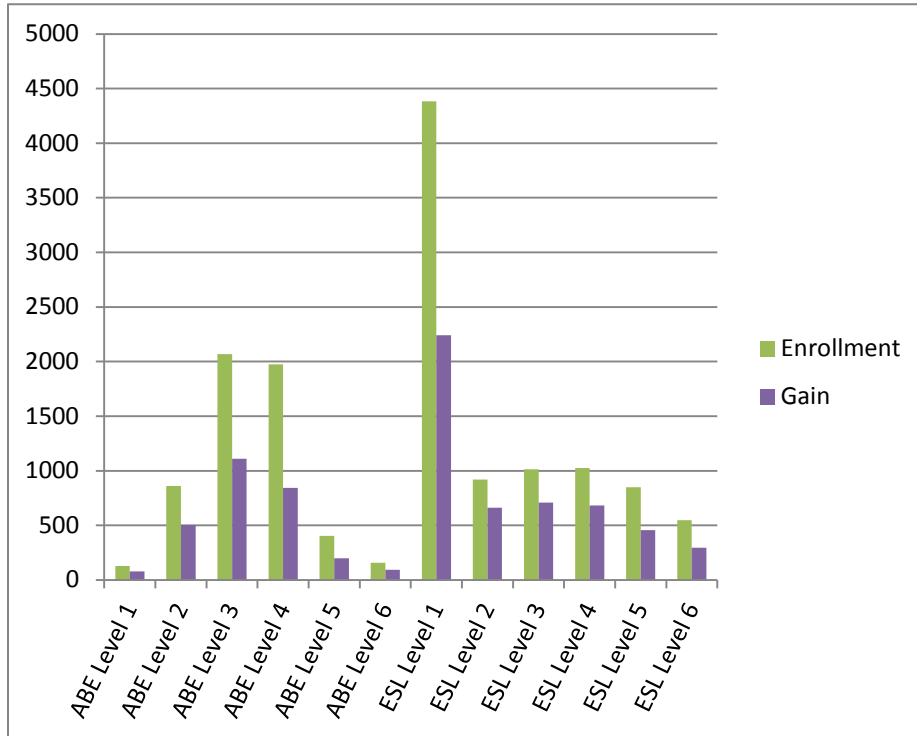
Provider Type	Enrollment
BOCES	10645
Community College	792
School District	2892

Enrollment by Provider Type - HV



Enrollment and Educational Gain

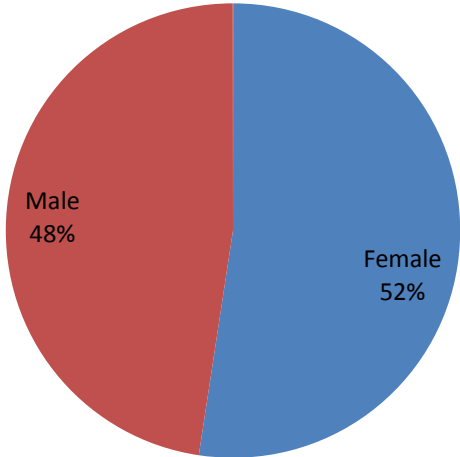
The NRS categorizes students into 6 Adult Basic Education (ABE) and 6 English as a Second Language (ESL) levels based on their pretest scores. Students show educational gain if their post test places them in an NRS level that is higher than their pretest level.



Educational Functioning Levels	Enrollment	Number of Students Making Gain	Percentage of students making gain
ABE Level 1	128	80	63%
ABE Level 2	861	503	58%
ABE Level 3	2067	1110	54%
ABE Level 4	1976	844	43%
ABE Level 5	404	200	50%
ABE Level 6	158	92	58%
ESL Level 1	4383	2241	51%
ESL Level 2	919	662	72%
ESL Level 3	1013	710	70%
ESL Level 4	1024	682	67%
ESL Level 5	849	457	54%
ESL Level 6	547	296	54%
Total number of students	14329	7877	55%

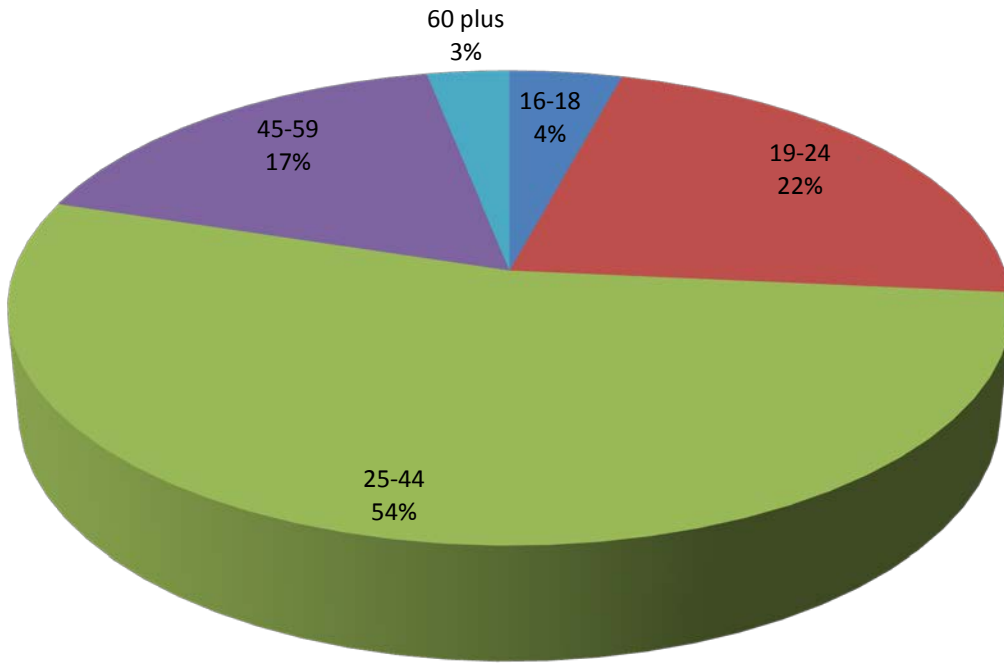
Student Demographics

Gender of students - HV



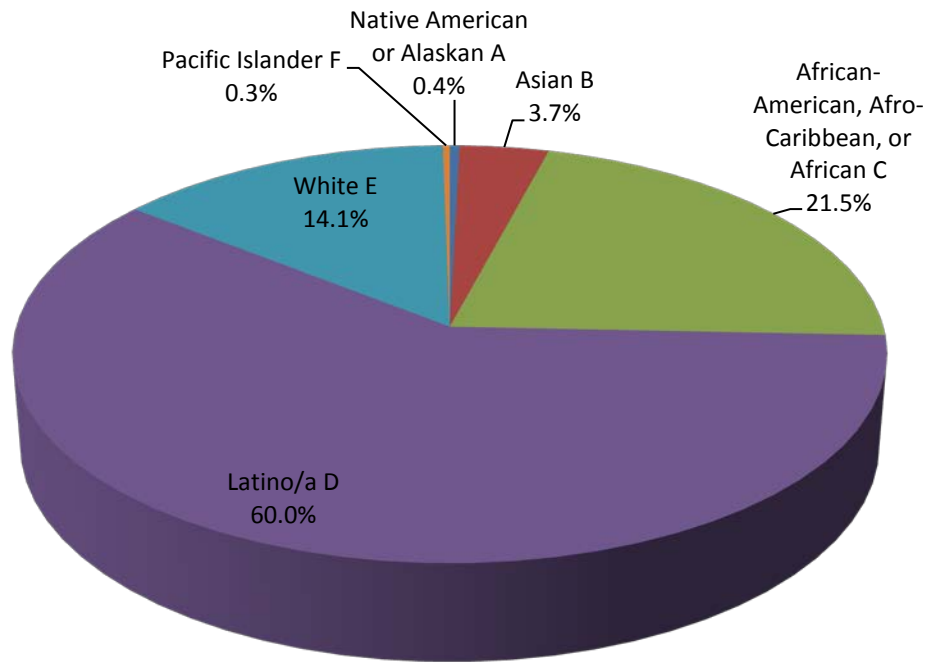
Gender	Number of Students	%
Female	7509	52%
Male	6820	48%
	14329	

Student Age - HV



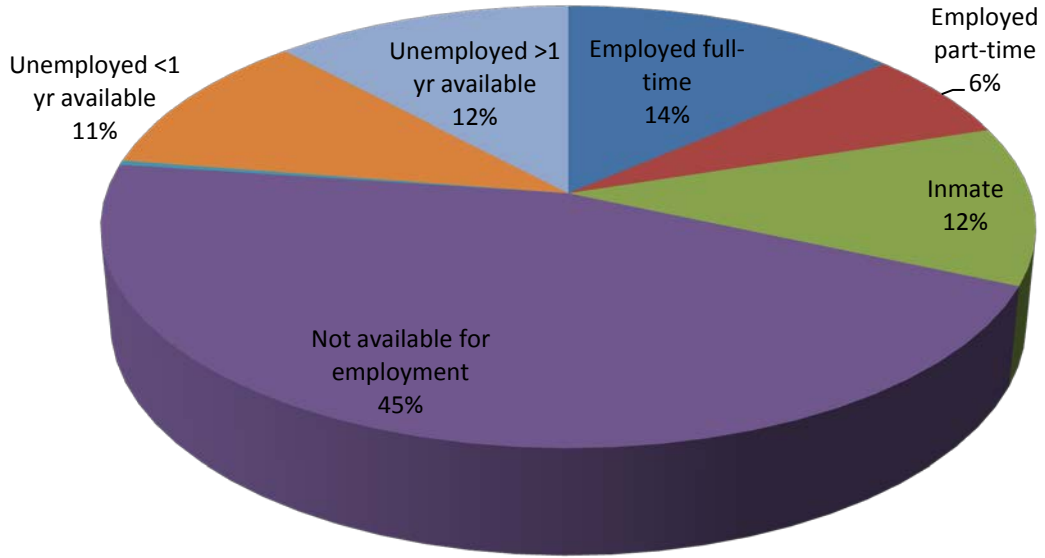
Age	Number
16-18	685
19-24	3603
25-44	8646
45-59	2759
60 plus	502

Student ethnicity - HV



Ethnicity	Count
Native American or Alaskan	58
Asian	536
African-American, Afro-Caribbean, or African	3081
Latino/a	8594
White	2018
Pacific Islander	42

Employment status at Entry - HV



Employment status	Number
Employed full-time	1493
Employed part-time	707
Inmate	1275
Not available for employment	5002
Retired	35
Unemployed <1 yr available	1160
Unemployed >1 yr available	1314