

NEW YORK STATE ADULT EDUCATION STUDENT STATISTICS

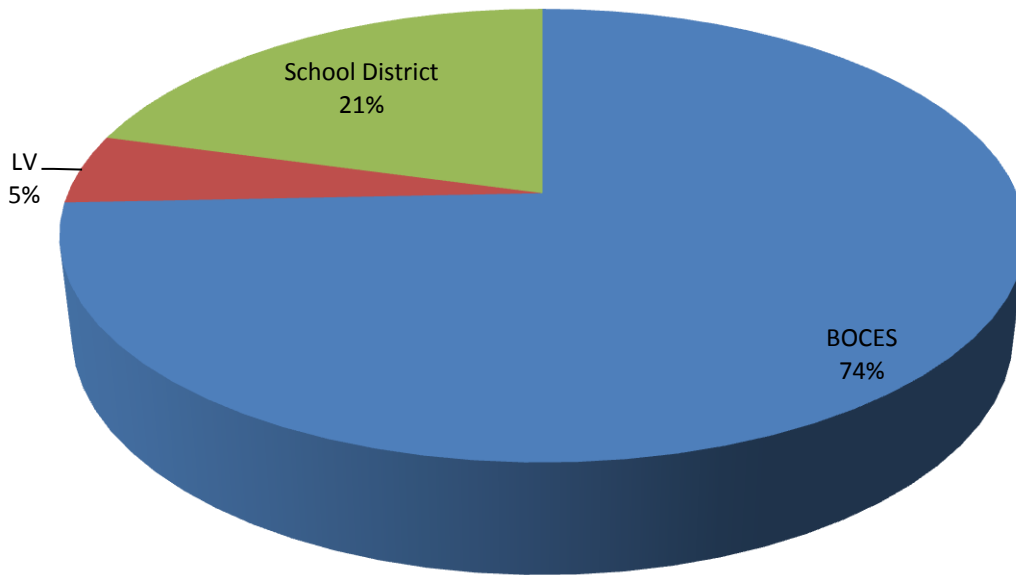
The following tables and charts show data reported by adult education providers in the Hudson Valley region of New York State for the fiscal year 2010, which spans the period between July 1, 2009 and June 30th, 2010.

All students reported here fulfill the National Reporting System (NRS) guidelines for reporting, namely, they have completed 12 hours of instruction and have been post tested using one of the State Education Department approved assessment instruments.

In FY 2010, Hudson Valley Adult Education programs served 16,195 students. Below is a breakdown of enrollment by provider type.

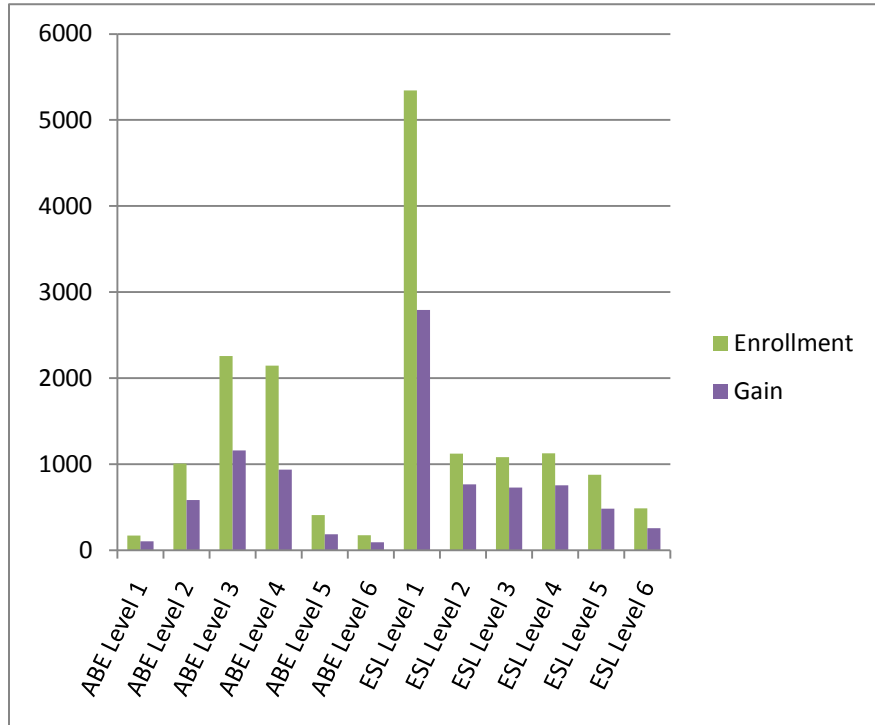
Provider Type	Enrollment
BOCES	12038
Community College	803
School District	3354

Enrollment by Provider Type - HV



Enrollment and Educational Gain

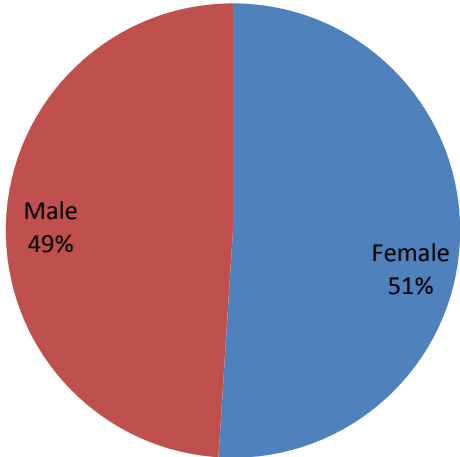
The NRS categorizes students into 6 Adult Basic Education (ABE) and 6 English as a Second Language (ESL) levels based on their pretest scores. Students show educational gain if their post test places them in an NRS level that is higher than their pretest level.



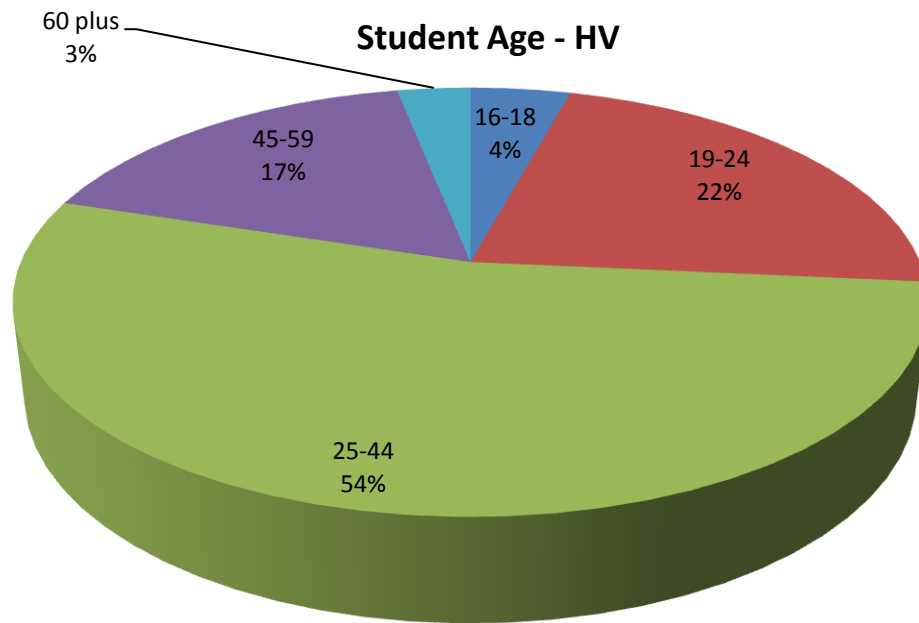
Educational Functioning Levels	Enrollment	Number of Students Making Gain	Percentage of students making gain
ABE Level 1	169	102	60%
ABE Level 2	1008	584	58%
ABE Level 3	2258	1161	51%
ABE Level 4	2146	937	44%
ABE Level 5	409	183	45%
ABE Level 6	172	93	54%
ESL Level 1	5343	2793	52%
ESL Level 2	1121	765	68%
ESL Level 3	1083	727	67%
ESL Level 4	1125	752	67%
ESL Level 5	875	484	55%
ESL Level 6	486	255	52%
Total number of students	16195	8836	55%

Student Demographics

Gender of students - HV

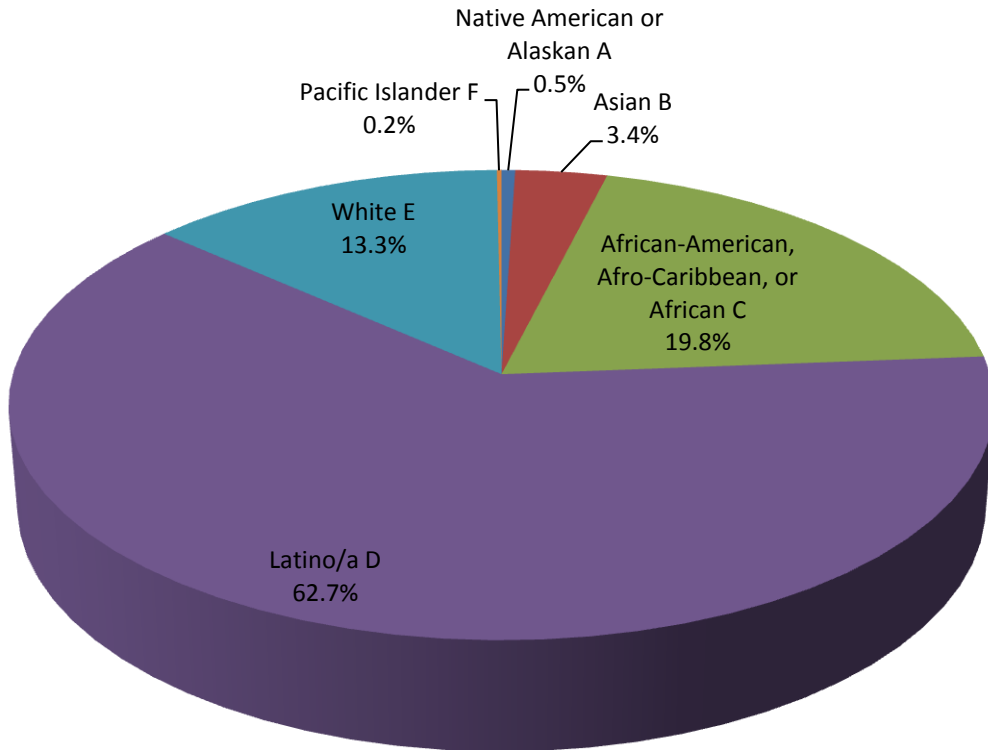


Gender	Number of Students	%
Female	8263	51%
Male	7932	49%
	16195	



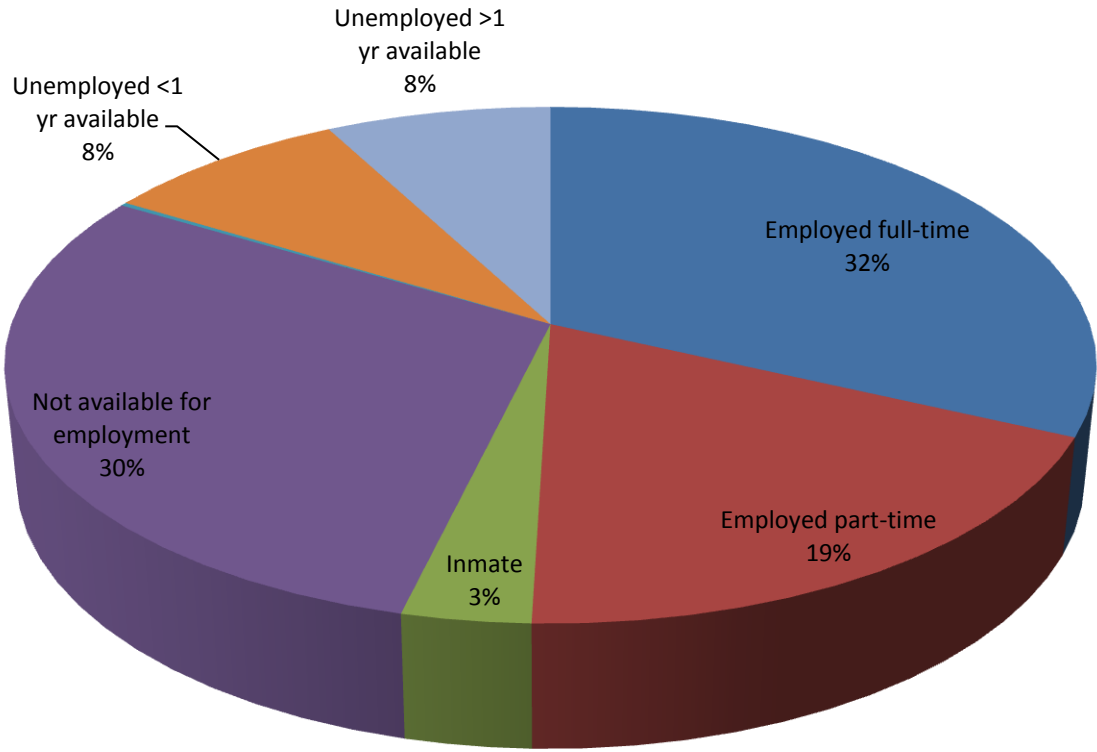
Age	Number
16-18	685
19-24	3603
25-44	8646
45-59	2759
60 plus	502

Student ethnicity - HV



Ethnicity	Count
Native American or Alaskan	82
Asian	553
African-American, Afro-Caribbean, or African	3213
Latino/a	10159
White	2160
Pacific Islander	28

Employment status at Entry - HV



Employment status	Number
Employed full-time	5128
Employed part-time	2985
Inmate	530
Not available for employment	4782
Retired	34
Unemployed <1 yr available	1366
Unemployed >1 yr available	1250